



EnGenius Fit Network Management

Remote and On-Premises Solution for Small Business

A reliable, secure, and smart networking solution featuring enterprise-level features with affordable and high quality business-class hardware.

EnGenius Fit is a flexible, robust, and affordable solution designed for deploying on a versatile application that could handle various deployment scenarios of small businesses with no IT resources or multiple locations.

The highly integrated solution offers simplified configuration, smart networking, and enterprise-class performance with feature-rich managed Access Points, Network Switches, and the intelligent plane for both on-the-go and on-premises management.

FitXpress offers an easy-to-use remote networking solution with the mobile app or web portal. FitController is plug-and-play hardware for on-premises, empowering you to monitor, manage, and troubleshoot locally.

Features & Benefits

Overall:

- Owner orientation: Low CAPEX and OPEX when deployment and maintenance
- Visualized interface: Comprehensive and intuitive information of real-time status

FitXpress:



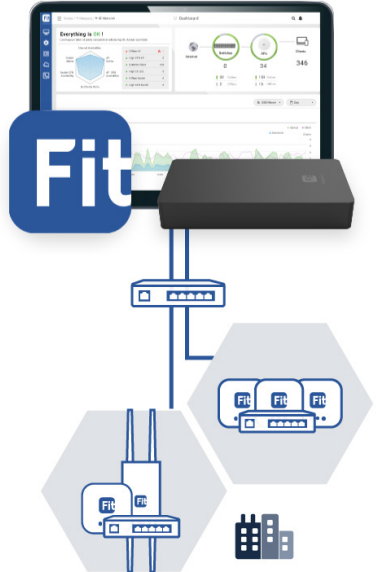
- Cloud-based network management with easy-to-use mobile app or web interface
- Easy Wi-Fi setups with predefined and custom profiles
- Custom captive portal and client access control
- Diagnostic tools and handy features for troubleshooting

FitController:



- Plug & play appliance with built-in enterprise-level features for on-premises management
- Simplified deployment: Proceed group configuration and scheduling tasks for your devices
- Multiple networks management and multi-tenant access for different user privileges



Network Management for Various Business Scenarios

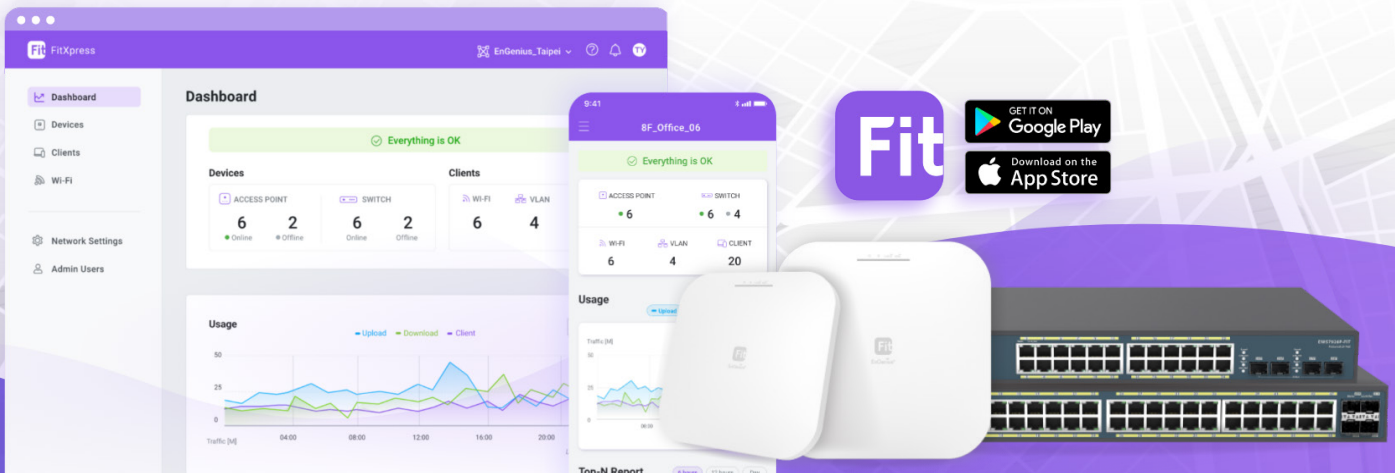
	Local	Remote Management	On-Premises Management
	 <p>SOHO</p>	 <p>SMALL BUSINESS</p>	 <p>SMALL BUSINESS</p>
Management Platform	Device GUI	FitXpress	FitController
Number of devices	≤ 5 devices	≤ 30 devices	≤ 100 devices
Target customer	SOHO, Independent store	Chain stores , Branch offices	Headquarter, Campus, Small business

Flexible and Smart Management Planes

Remote Managing On-the-go	On-Premises Networking
EnGenius FitXpress	EnGenius FitController
	
Web or mobile app allows businesses to easily and remotely manage distributed network devices.	Simplified deployment and port management for expandable business.
<ul style="list-style-type: none"> Manage on-the-go Easy to use Multi-location networking Capable Up to 30 devices/sites 	<ul style="list-style-type: none"> On-premise deployment Plug & Play Built-in enterprise-level features Capable Up to 100 devices/sites

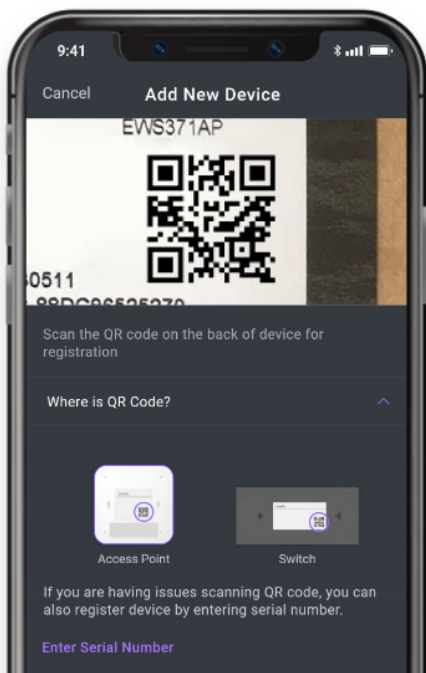


Super easy network management via mobile app or web
for small businesses without IT resources



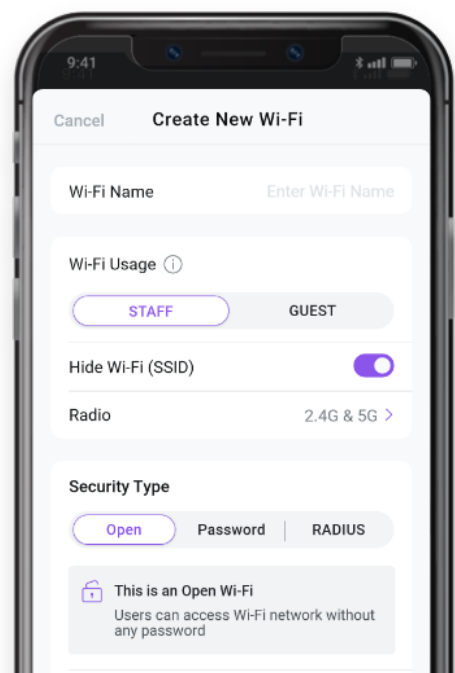
Rapidly Deploy From Anywhere

Deploy smarter by scanning with mobile to get each device onboard in seconds. With just a few clicks of initiating setup, your devices will be auto-provisioning.



Initiate A Wi-Fi In Minutes

Setup Wi-Fi networks easily with the predefined and custom profiles through a straightforward interface. Separate the Wi-Fi for staff and guest for security.



Customize Wi-Fi Captive Portals

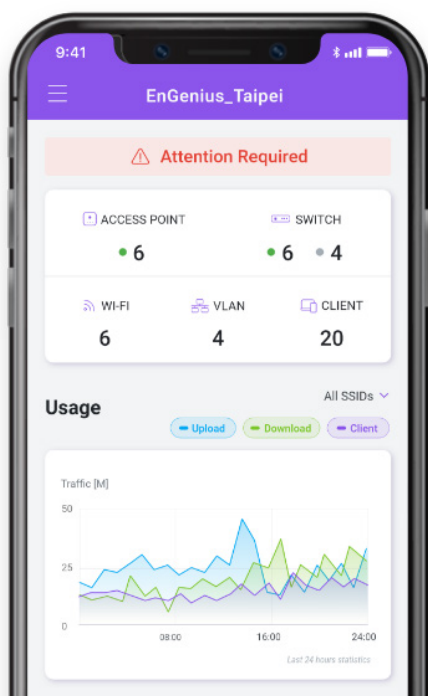
Design the captive portal with templates to authenticate users and deliver messages to your visitors before they accessing the Internet.

Multi-Network Management Made Easy

Remotely manage multiple branch sites and assign administrators with different user privileges to save time and reduce the operational costs of site visits.

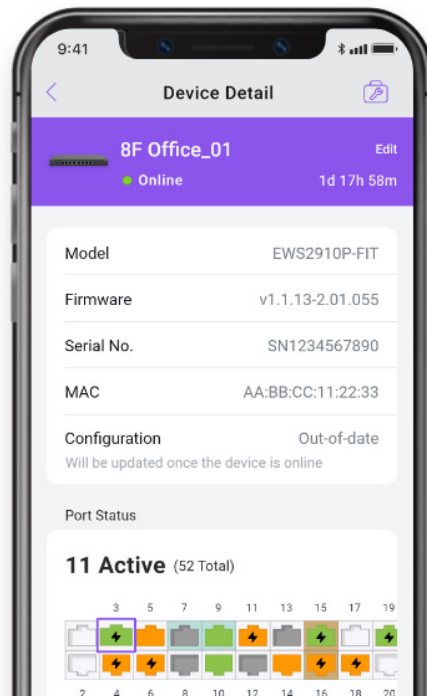
Network Health in Dashboard Center

Grasp the real-time and comprehensive information of your networks and get alerted when problem occurred.



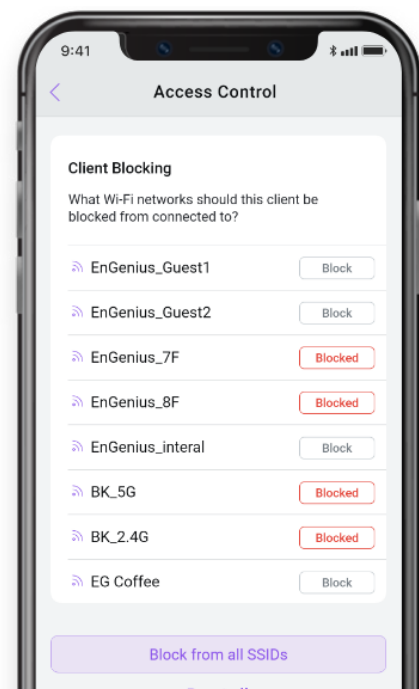
Monitor Device with in-depth Info.

Have clear views of Access Points, Switches, and connected clients to check abnormal network behavior or troubleshoot with addressed issues.



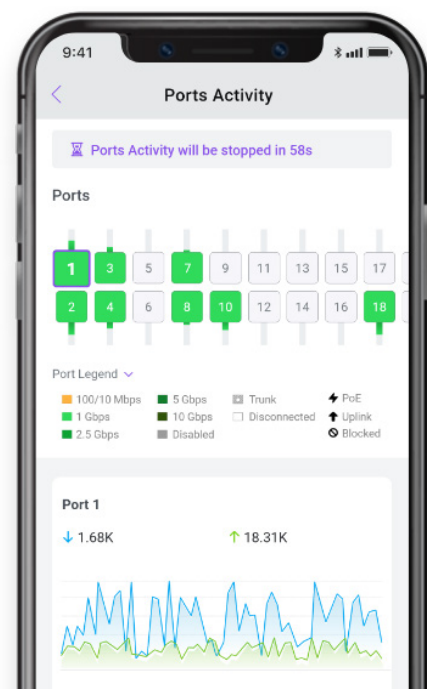
Access Control and Client Blocking

Control the accessibility of Wi-Fi networks and block the suspicious client to access your Wi-Fi from the client list.



Handy Troubleshooting Tools

A bunch of visualized diagnostic tools is in place whenever a device is found problematic.





EnGenius Fit
FitController

On-premises appliance with built-in enterprise-level features for small business



Keep Autonomy and Data Privacy

All control packets are encrypted through the secure tunnel connection between FitController and managed devices, allowing businesses to use these features securely while maintaining autonomy and data privacy.

Group Settings for Multiple Device

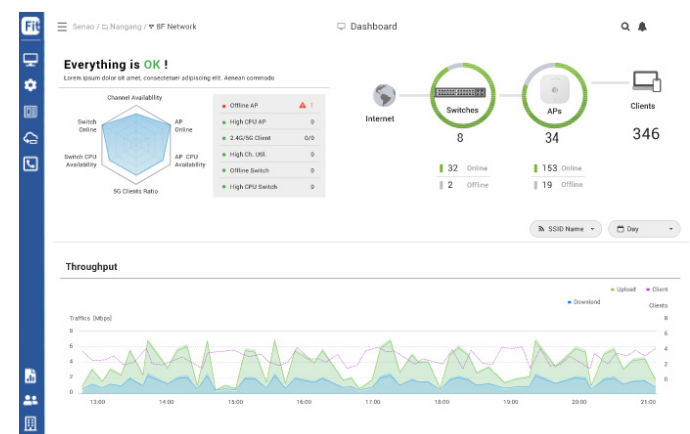
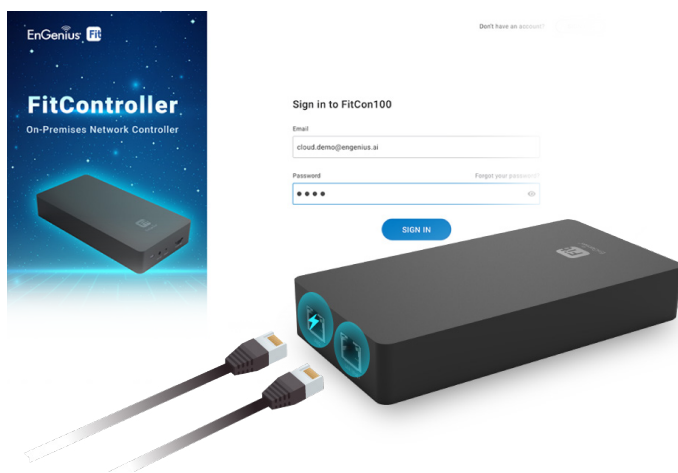
FitController prompts users to provide group configuration for the following parameters of devices: SSID based WLAN Settings, mesh settings, and wireless radio settings.

Plug and Play and Group Setting

FitController simplifies on-site network management with built-in software and the group configuration makes your devices onboarding in minutes.

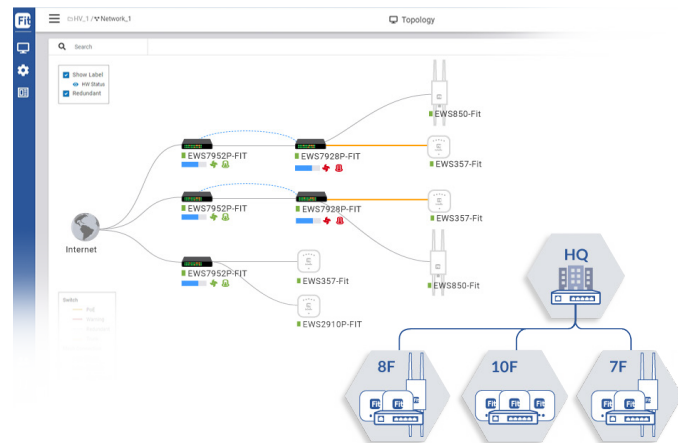
Real-Time Dashboard

Get insights at a glance into your network's health through a comprehensive dashboard.



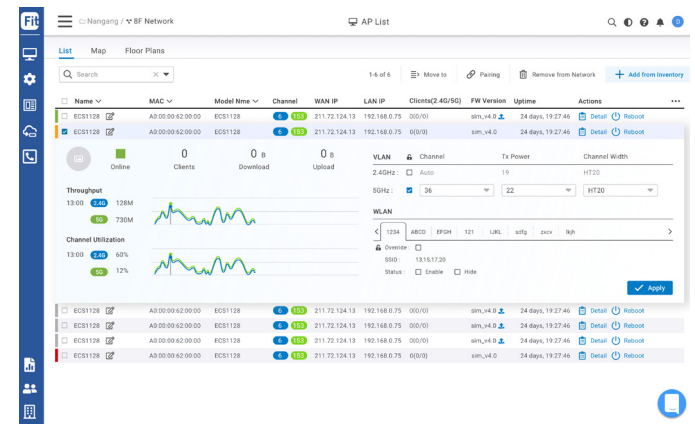
Topology View

Show the relationships of all deployed devices. Check the status of switch ports and the information of connected client number, IP address, and wireless operating channels.



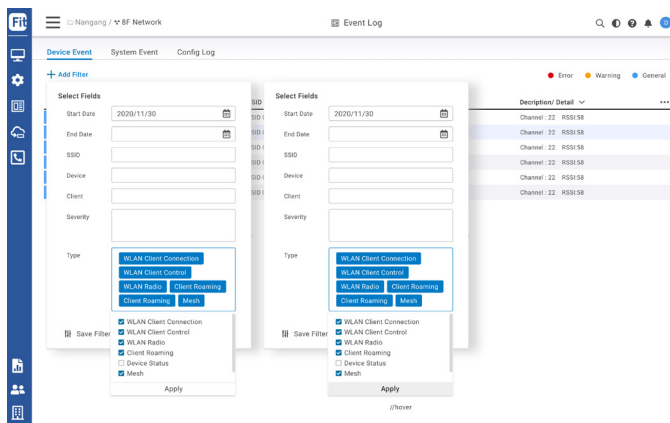
Device List with Details

Check the device list and drill down to discover potential problem areas with switches, access points, or client devices.



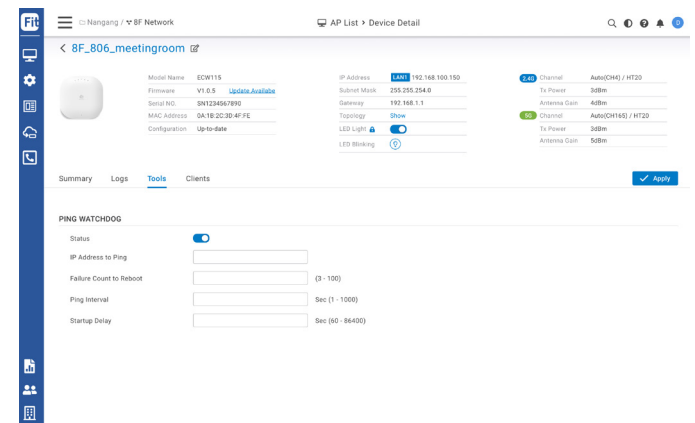
Event Monitoring and Notification

Apply filters of management strategies on events of particular concern. Monitoring can be linked to the system's email server to notify managers of events of interest via their inbox.






Diagnosis and Troubleshooting

Run the diagnostic tests with intuitive interface to find potential issues and adjust device settings to improve user experience and network performance.








EnGenius Fit-managed Access Points

Indoor		Outdoor	
	 Wi-Fi 6	 Wi-Fi 6	 Wi-Fi 6
Model Name	Fit6 2x2	Fit6 4x4	Fit6 2x2 Outdoor
Model Number	EWS357-FIT	EWS377-FIT	EWS850-FIT
Wi-Fi Standard	802.11a/b/g/n/ac/ax	802.11a/b/g/n/ac/ax	802.11a/b/g/n/ac/ax
Frequency	2.4 GHz & 5 GHz	2.4 GHz & 5 GHz	2.4 GHz & 5 GHz
Data Rate (2.4 GHz)	574 Mbps	1,148 Mbps	574 Mbps
Data Rate (5 GHz)	1,200 Mbps	2,400 Mbps	1,200 Mbps
Radio Chains	2 x 2:2	4 x 4:4	2 x 2:2
Tx Power (2.4 GHz)	22 dBm	23 dBm	23 dBm
Tx Power (5 GHz)	22 dBm	23 dBm	25 dBm
Antennas (2.4 GHz)	2 x 4 dBi	4 x 5 dBi	2 x 5 dBi (SMA-Type)
Antennas (5 GHz)	2 x 5 dBi	4 x 6 dBi	2 x 5 dBi (SMA-Type)
Antenna Beamwidth	360 °	360 °	360 °
PoE Standard	802.3af/at	802.3at	802.3af/at
Network Interface	1 x 10/100/1000 Ethernet Port	1 x 10/100/1000/2500 Ethernet Port	1 x 10/100/1000/2500 Ethernet Port
Mounting Type	Ceiling / Wall	Ceiling / Wall	Wall / Pole
Dimensions	160 x 160 x 27 mm	205 x 205 x 33 mm	190 x 124 x 47 mm
Operating Modes	AP/Mesh	AP/Mesh	AP/Mesh
IP Rating(Outdoor only)	N/A	N/A	IP67
Surge Protection (Outdoor only)	N/A	N/A	1KV
ESD Protection(Outdoor only)	N/A	N/A	Contact: 4KV Air: 8 K
Mesh Technology	●	●	●
MU-MIMO	●	●	●
Beamforming	●	●	●
On-premise Management (FitController)	●	●	●
Mobile App (FitXpress)	●	●	●

*Models vary depending on the region.

EnGenius Fit-managed Switches

Fit Switches					
					
Model Name	FitSwitch 8 PoE	FitSwitch 24 PoE	FitSwitch 24 Full PoE	FitSwitch 48 PoE	FitSwitch 48 Full PoE
Model Number	EWS2910P-FIT	EWS7928P-FIT	EWS7928FP-FIT	EWS7952P-FIT	EWS7952FP-FIT
Switching Class	Layer 2+	Layer 2+	Layer 2+	Layer 2+	Layer 2+
OS Version	SNOS 2.0	SNOS 2.0	SNOS 2.0	SNOS 2.0	SNOS 2.0
Cloud-managed (FitXpress)	●	●	●	●	●
On-premises (FitController)	●	●	●	●	●
Standalone Switch	●	●	●	●	●
Gigabit Ethernet Ports	8	24	24	48	48
SFP Ports	2	4	4	4	4
Form Factor	Desktop	19"1U	19"1U	19" 1U	19" 1U
RJ45 Console Ports	-	1	1	1	1
Power-over-Ethernet	802.3af	802.3af/at	802.3af/at	802.3af/at	802.3af/at
PoE Capable Ports	Ports 1-8	Ports 1-24	Ports 1-24	Ports 1-48	Ports 1-48
Total PoE Budget	55W	240W	410W	410W	740W
Switching Capacity (Gbps)	20Gbps	56Gbps	56Gbps	104Gbps	104Gbps
Full load Power Consumption	63.72 Watts	283.88 Watts	470.5 Watts	430.2Watts	840.8 Watts
Packet Buffer Memory	512KB	512KB	512KB	1.5MB	1.5MB
Max. Packet Forwarding Rate (Mpps)	14.88Mpps	41.664Mpps	41.664Mpps	77.376Mpps	77.376Mpps
MAC Address Table Size	8K	8K	8K	16K	16K
Jumbo Premises	9K	9K	9K	9K	9K
Weight	0.6 kg	3.6 kg	3.8 kg	6.4 kg	6.4 kg
Dimension	240mm x 105mm x 27mm	440mm x 260mm x 44mm	440mm x 260mm x 44mm	440mm x 410mm x 44mm	440mm x 410mm x 44mm
Operating Temp.	0 to 40°C	0 to 50°C	0 to 50°C	0 to 50°C	0 to 50°C
Storage Temp.	-20 to 70°C	-20 to 70°C	-20 to 70°C	-20 to 70°C	-20 to 70°C
Humidity	5% ~ 95%	5% ~ 95%	5% ~ 95%	5% ~ 95%	5% ~ 95%

*Models vary depending on the region.

EnGenius Technologies | Costa Mesa, California, USA

Email: partners@engeniustech.com
Website: www.engeniustech.com
Local contact: (+1) 714 432 8668

EnGenius Networks Singapore Pte Ltd. | Singapore

Email: techsupport@engeniustech.com.sg
Website: www.engeniustech.com.sg
Local contact: (+65) 6227 1088

EnGenius Technologies Canada | Ontario, Canada

Email: info@engeniustech.com
Website: www.engeniustech.com
Local contact: (+1) 905 940 8181

EnGenius Networks Dubai | Dubai, UAE

Email: support@engeniustech.com
Website: www.engeniustech.com
Local contact: +971) 4 339 1227

EnGenius Networks Europe B.V. | Eindhoven, Netherlands

Email: sale@engeniustech.com
Website: www.engeniustech.com
Local contact: (+31) 40 8200 887

恩睿科技股份有限公司 | Taiwan, R.O.C.

Email: sales@engeniustech.com.tw
Website: www.engeniustech.com.tw
Local contact: (+886) 2 2652 1808